
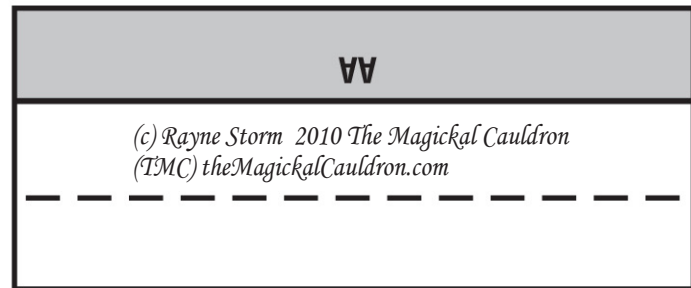


PRINT ON CARDSTOCK

INSTRUCTIONS: Color and Cut out the animal below. Be sure to remove all of the Thick Black Dotted lines around the Outside. Fold the pieces in half, making them double sided. In the areas of White and Dotted Lines...make an accordion fold or a Valley Fold. Apply Glue stick to the Grey areas and Attach it to the matching piece. Glue matching sections together A to A and AA to AA, hold until secure. Pieces will fold flat for storing, simply apply a little pressure to the inside fold (where the valley fold is) and the figure will stand again.

PAGAN NATIVITY ANIMALS:

BLACK BEAR & CUB
(piece 1 of 3)





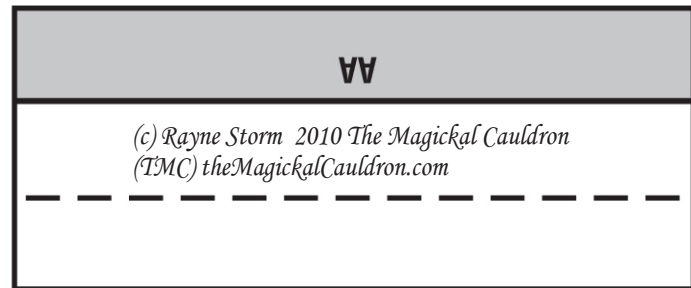
AA

PRINT ON CARDSTOCK

INSTRUCTIONS: Color and Cut out the animal below. Be sure to remove all of the Thick Black Dotted lines around the Outside. Fold the pieces in half, making them double sided. In the areas of White and Dotted Lines...make an accordion fold or a Valley Fold. Apply Glue stick to the Grey areas and Attach it to the matching piece. Glue matching sections together A to A and AA to AA, hold until secure. Pieces will fold flat for storing, simply apply a little pressure to the inside fold (where the valley fold is) and the figure will stand again.

PAGAN NATIVITY ANIMALS:

WHITE STAG
(piece 1 of 3)




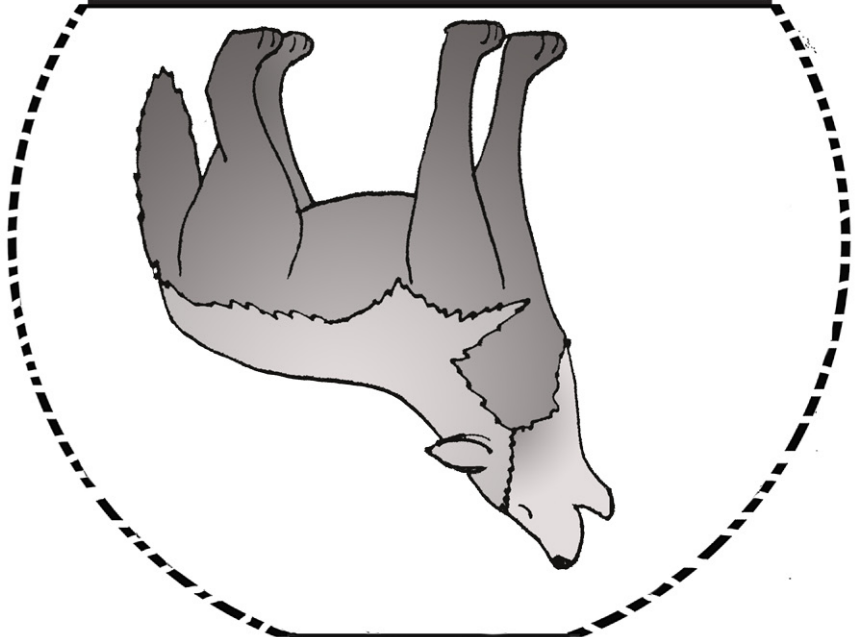
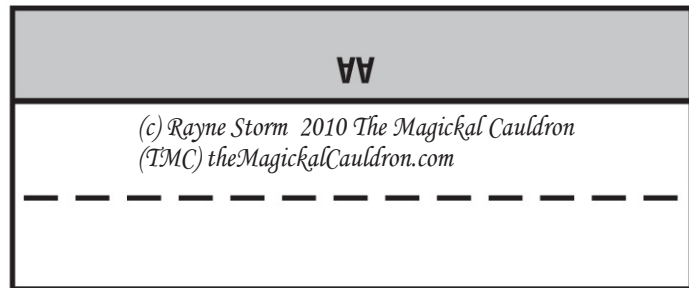
AA

PRINT ON CARDSTOCK

INSTRUCTIONS: Color and Cut out the animal below. Be sure to remove all of the Thick Black Dotted lines around the Outside. Fold the pieces in half, making them double sided. In the areas of White and Dotted Lines...make an accordion fold or a Valley Fold. Apply Glue stick to the Grey areas and Attach it to the matching piece. Glue matching sections together A to A and AA to AA, hold until secure. Pieces will fold flat for storing, simply apply a little pressure to the inside fold (where the valley fold is) and the figure will stand again.

PAGAN NATIVITY ANIMALS:

GREY WOLF
(piece 1 of 3)



AA